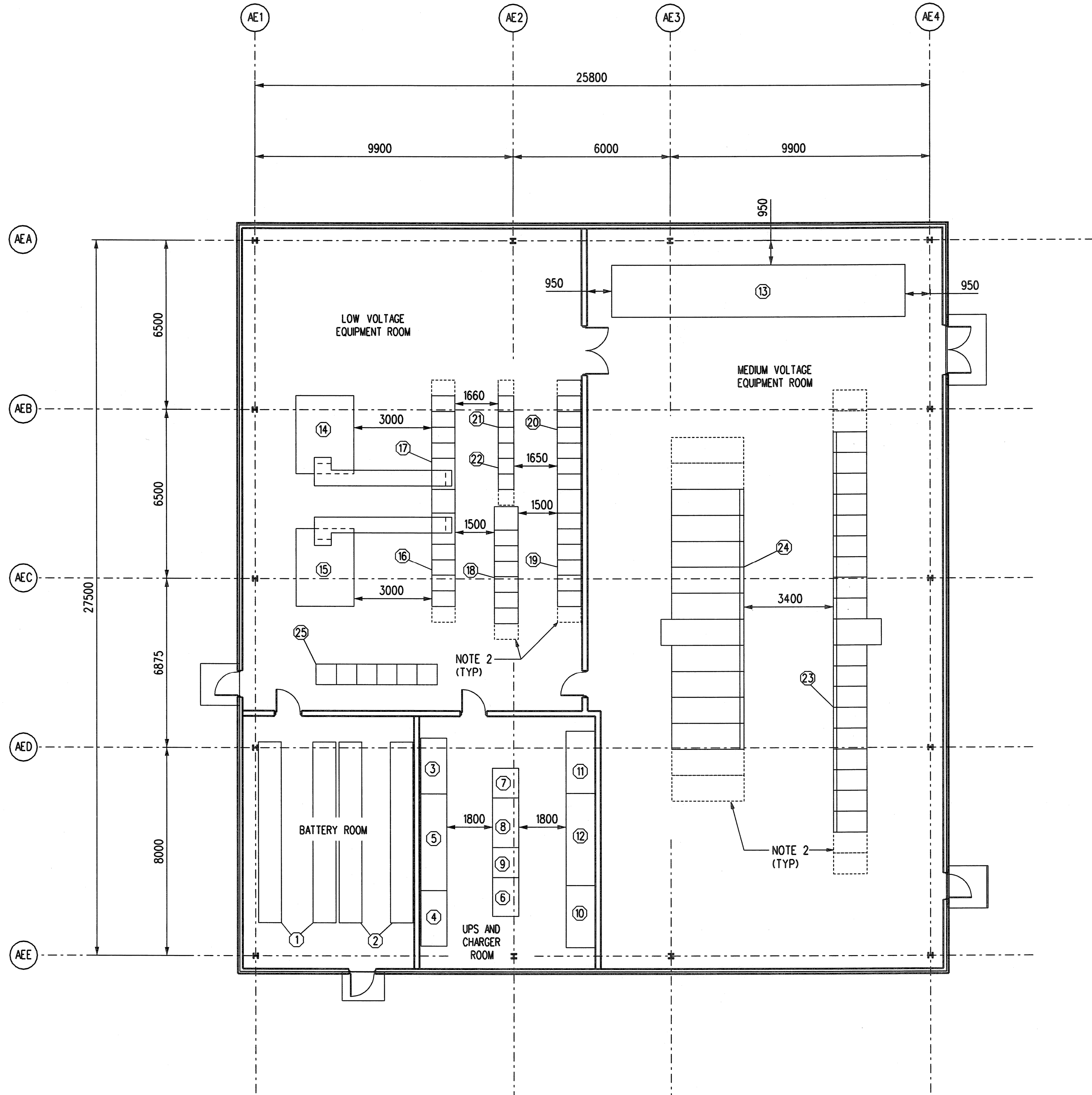



© Bechtel Corporation, 2008. All rights reserved. Bechtel Confidential. Contains information that is confidential and proprietary to Bechtel and may not be used, reproduced, or disseminated without Bechtel's prior written permission. This document is prepared exclusively for the use of the recipient and is not to be relied upon by others or used in connection with any other project.

1 2 3 4 5 6 7 8 9 10 11 12 13 14 15 16

M
L
K
J
H
G
F
E
D
C
B
A



FLOOR PLAN
SCALE: 1:100

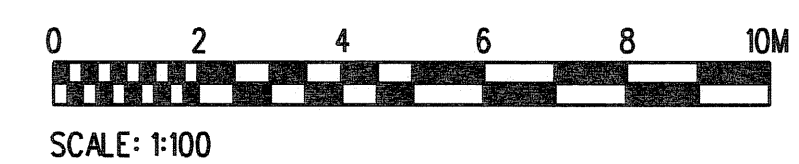
LEGEND

ID NO.	EQUIPMENT TAG NO.	DESCRIPTION
1	1EEDB01	110V BATTERIES
2	1EEDB02	110V BATTERIES
3	1EEDC01	BATTERY CHARGER A
4	1EEDC02	BATTERY CHARGER B
5	1EAD01	110V DC SWITCHBOARD
6	1EAD02	110V DC PANELBOARD
7	1EAVT01	CONVERTER 110VDC-26VDC
8	1EAVT02	CONVERTER 110VDC-26VDC
9	1EAD03	24V DC PANELBOARD
10	1EAVT01	INVERTER & ISOLATION TRANSFORMER
11	1EAVT02	INVERTER & ISOLATION TRANSFORMER
12	1EUA01	UPS SAFE SWITCHGEAR 400/230VAC
13	1ESEYU01	CAPACITOR BANK
14	1ECETP01	LOAD CENTER TRANSFORMER
15	1ECETP02	LOAD CENTER TRANSFORMER
16	1ECEKL01	400V LOAD CENTER
17	1ECEKL02	400V LOAD CENTER
18	1ECECM03	ESSENTIAL MCC
19	1ECECM01	400V MCC
20	1ECECM02	400V MCC
21	---	LIGHTING SWITCHGEAR
22	---	HEAT TRACE SWITCHGEAR
23	1ESESIO2	6.6 KV SWITCHGEAR
24	1ESESIO1	22 KV SWITCHGEAR
25	---	DCS (DISTRIBUTED CONTROL SYSTEM) CABINETS

NOTES:

1. ALL THE DIMENSIONS ARE IN MILLIMETER UNLESS NOTED OTHERWISE.
2. EQUIPMENT INDICATED AS "DASHED" REPRESENTS FUTURE EXPANSION OF SWITCHGEAR, LOAD CENTERS, DCS CABINETS, AND MCCS.

PRELIMINARY



ISSUED FOR INFORMATION		OK	SMS	DR	CHK	DES	CHK	APP
GASSNOVA		CO2 KARSTO PROJECT						
10112936-PB-E-TDO-0006		EQUIPMENT LOCATION PLAN ELECTRICAL SWITCHGEAR BUILDING						
BECHTEL POWER CORPORATION		JOB NO. 25474		DRAWING NO. E4-0310-00001		REV. 0		

1 2 3 4 5 6 7 8 9 10 11 12 13 14 15 16